



Let's Drive !

April, 2021



**Delmarva Driving Club,
Inc**

Bits and Pieces—Show Update

Inside this issue:

Open Schooling Day at Horse Park of NJ	2
Gambler's Choice	2
Members Out and About	3—4
Sunshine Corner	5
Best Barn Hacks	5—6
Upcoming Events	7

The Show Committee is continuing to work hard to prepare for the May 8th Show. This year is full of changes: First the Show has moved to a new location—the Wicomico Equestrian Center in Salisbury, Maryland. This site is very conducive to carriage driving and has plenty of parking and amenities. The Prize

List and Entry Information is on the DDC webpage or available by contacting the Show Manager Pam Gray (410-819-6113 or pgray59@hughes.net). There are some Covid guidelines still in effect—please continue to check the website for updates. Besides ribbon awards for Championships, Reserve Championships, and six

placements in each class, there will also be several special Trophies awarded.

To help and encourage our Junior Drivers (under the age of eighteen), they will have no entry fees to pay. Volunteers are always needed and welcome and there is still time to place an advertisement.

Bill Venditta receives Prestigious 2nd Place Carriage Driving Award

The Carriage Driving Awards are presented each year by *Carriage Driving Magazine* to the carriage turnout that is of the highest caliber of its kind and worthy of special recognition. This year during a virtual ceremony on March 14th, the award for the 2020 Best Traditional Turnout of the Year went to James Jeffery of the UK. The second-place award went to the only American finalists in the competition, Bill and Liz Venditta of Cochranville, PA and their pair of Gelderlander Horses, Bullet and Bandit, put to their 1897 Stanhope Phaeton Carriage. Assisting as the groom was Don Stewart, Jr. In making their decision, the six British judges considered the whole turnout including carriage, whip (driver), groom, harness, and horses. Interesting Note: Bullet and Bandit were born in England and were purchased from Bob Alexander, the owner of the largest private stable of Gelderlanders in England. Way to go Bill, Liz, and Don!!!!

Photo taken by Lisa Cenis at the 2018 Orleton Carriage Show in Stockbridge, Mass.



Attention!!

* DDC Board Meeting on Thursday, May 6, 2021. The meeting is open to the Membership—members may speak on a subject, but they may not vote. To participate call: 1-877-216-1555 and enter 290535#

First Open Schooling Day at the Horse Park of New Jersey held on March 27th

The Horse Park of New Jersey opened in 1987 and it is located in Monmouth County, New Jersey on 185 acres. The Park was conceived by equestrian enthusiasts who had become concerned about the dwindling amount of land dedicated to their interests and activities. This site is very friendly to carriage driving and many thanks go out to DDC Members John and Colleen Layton for helping to make this event happen! It was a wonderful day to get out and reap the benefits of driving horses on great courses! Everyone enjoyed themselves and learned a lot. Hopefully there will be more schooling events held at the Horse Park.



John Layton with Kate Pantelione as his 'gator'. He is driving Mr. Magic



John Layton watching and encouraging Junior Driver Kate Pantelione as she navigates the cones course with Jazz



Gambler's Choice—Take a Chance

One of the classes at the upcoming DDC Pleasure Driving Show is Gambler's Choice. This class is one of the few classes that can be either a competitor's favorite or one of the most intimidating classes ever. There is no specific course, just obstacles with a stated number of points. The driver chooses which obstacles to drive and in what order. The driver who earns the most points within the allotted time wins. Sounds simple, right? Well Anna Klumpp recently created a short video to explain the rules and help drivers feel more confident and comfortable in participating in this fun and challenging class! If you have any additional questions or comments, please feel free to contact our Show Manager Pam Gray at 410-819-6113 or email her at pgray59@hughes.net. You can watch this video is on the DDC Facebook page and on Youtube entitled 'Gambler's Choice—Take a Chance!



Members Out and About



← Shannon Gandee driving Beau

George Parris driving Olive Oyl and Charlie Purnell driving Minny



← Katelin McConkey Cook driving Gus



← Frances Baker's team of Cooter, Duke, Dundee, and Kenny



Kaye and Charlie Purnell getting ready to go on a drive with Minny




Members Out and About (cont.)



Linda Thomas driving Jake at a recent funeral



Judith Hartman's Danny Boy out on a 'training drive'



George Parris handling the reins on Frances Baker's 4-in-hand



Linda Thomas doing a parade in Pocomoke, MD

Sunshine Corner



The Sunshine Corner is Back! It was established to express congratulations, sympathy or concern to members of our Club in the event of illness, bereavement or milestone events. Frances Baker has graciously volunteered to be our Sunshine Coordinator—if you know of someone needing “Sunshine”, please contact Frances at 302-381-2979 or email her at francesbaker65@gmail.com. This month **Sunshine** has been sent to:


Feel Better Wishes were sent to: Jess Tanglao for a broken bone in her foot when working with a foal and Michele Novack as she continues to recover

Welcome to the Family cards were sent to John and Colleen Layton as they have a new equine family member and Julianne Simpson on the birth of her filly.

Best 'Barn Hacks'

Here are a few ideas to help make your life easier:

1. If you braid your horse, use a rubber band on your comb to mark the width of each braid. Your finished braids will all be perfect! (Well, at least they will all be the same width.) Be sure to thin your horse's mane so it's even from poll to withers, so your braids are equally dense, too.
2. Use an empty feed bag to easily load a hay net. Place a flake or two in the feed bag, then slide the net over the feed bag. Flip over and remove the feed bag. You can also use empty feed bags for loads of other things; they are handy to slide in between tack trunks to use as trash bins.
3. Plain white vinegar is a great post-shampoo rinse to get rid of all suds, add some shine, and repel bugs. (Some bugs are attracted to vinegar smells, though, so do some experimenting.) Vinegar is also great for cleaning around the barn.
4. If your horse looks like he was dropped into a burr and wind-knot machine, use some leave-in conditioner/detangler to loosen and condition the hair so you can get those burrs out and the knots removed.
5. Using a dish brush with soap in the handle is a great way to scrub horse's legs or buckets. For legs, fill your brush with shampoo; for buckets and feed tubs, fill with dish soap.
6. Hang a hoof pick on your horse's stall door to pick his feet before you exit the stall. This keeps your barn aisle tidier and creates less mess to sweep later. Hoof picks are also great for installing screw eyes at horse shows and leveraging open tubs.
7. Use a PVC tube with a closed end as a whip holder. Mount on a wall or post and drill a hole in the bottom for drainage, just in case.
8. Have some shatterproof mirrors around so your horse won't get lonely in his stall, the trailer, or for when you need to see just how bad your helmet hair really is. Shatterproof mirrors have been known to help the horse that weaves, too, as this vice is derived from stress, not boredom. Showing him an identical buddy may soothe his nerves.
9. Keep a tennis ball on the end of the cross-ties to avoid the super-annoying *clang* when they drop open. Also, it may give your barn dogs something to stare at for hours. This can also discourage a mouthy horse from chewing the cross ties when he's being groomed.



Best 'Barn Hacks' cont.

10. Diapers are great for wounds and also packing hooves. They serve as wraps for hoof poultice or packing, and can be wet and frozen for icing weird horse leg areas, like fetlocks and knees.
11. Keep panty liners in your first aid kit for instant horse-size band-aids. These are not as bulky as diapers and can be easier to wrap on your horse. And because they come in all thicknesses, you can be prepared for anything.
12. Use baling twine as a saw to cut through other baling twine if you don't have a knife handy. Hang onto each end of the V-shaped piece and quickly saw back and forth. Tah-dah!
13. Use baling twine as a sweat scraper. It's nice because it can go over bumpy, bony areas. Just hold it taut over your horse and squeegee along his body. You will want to use a towel on his face and legs, but the baling twine is great for other parts.
14. Dollar Store Microfiber car cleaning gloves will remove the last bit of dust from your horse, your tack, the top of your tack trunk, you name it. And then toss it in the washing machine.
15. If you have a horse that likes to chew on wood or stall parts, rub a bar of strong soap (like Irish Spring, which is particularly potent) on the chewed parts to deter more damage.
16. Use dryer sheets as rodent and fly repellents around the barn. You can also get rid of static cling and electric shocks in your horse blankets by rubbing the underside of your blankets with a dryer sheet.
17. Use some Vaseline to soften chestnuts and ergots if they have reached prehistoric size.
18. Use a pool skimmer to clean water troughs. This is especially handy after a windy day, anytime in the fall, or if there are a lot of bugs floating around.
19. To keep shavings inside the stall, you can create a soft, hoof-friendly lip with a piece of stall mat. You can also use the cut-down bristle end of a couple of old push brooms. The mat or brooms are better than a board across the stall threshold if your horse likes to whack his hooves around.
20. Toss limp carrots into a bucket of cold water to revive them. Throw out or compost any slimy carrots. This actually works for just about any piece of veggie; you can even perk up your salads at home in some cold water.
21. Dollar Store double-sided scrubby sponges are good for water buckets, feeders, bits, hooves, and some super dirty tack/harness (not leather!)



Katelin McConkey Cook's Friesian named Gus progressing in his driving training


Upcoming Events

Due to the Covid 19 virus, many events have been canceled for everyone's safety. Always call ahead to ensure an event is still scheduled to be held as many events have been cancelled or rescheduled.

- 4/10/21 Mt. Hermon Plow Days at the Adkins Farm Market in Salisbury, MD. The purpose of this event is to increase interest in the knowledge of how farm work was done with horses and mules in past years. Plowing is the highlighted work demonstration, with teams coming from as many as five states. But the main goal is to create an appreciation for the contribution rural America made in the early days of our country.
- 4/11/21 Open Driving Schooling at the Horse Park of New Jersey from 10 am to 2:30 pm Cost is free to Horse Park of NJ Members and \$25 for non-members. Pre-registration is required—check the Horse Park webpage to register
- 4/23/21 Martin's 50th Anniversary Spring Carriage Auction in Lebanon, PA. The auction will be both online and in person. For more information, check out their website: www.martinauctioneers.com
- 5/8/21 14th Annual DDC Pleasure Show at the Wicomico Equestrian Center in Salisbury, MD. Check out Facebook, Instagram, or the DDC webpage: www.delmarvadivingclub.com for more information. Or call Pam Gray, Show Manager at 410-819-6113
- 5/30/21 DEVON CARRIAGE PLEASURE DRIVE at the Devon Horse Show in Devon, PA. Check the Website: www.devonhorseshow.net for other carriage classes as well.
- 6/24–25/21 Lancaster County Carriage and Antique Auction in Bird-in-Hand, PA. For more information, check out the website: www.birdinhandauction.com. The address is 338 N Ronks Rd. Bird in Hand, PA 17505

Please help us fill in the Upcoming Events page with things you would like to see the club participate in. All you need to do is contact any Board Member or the Editor of the Newsletter/Facebook and we can help make your idea a reality. We have club members with experience that can help you plan/host a drive or event. This is your club—so let your voice and ideas be heard.





We're on Facebook
and Instagram!
Check us out

Board of Directors

President Anna Klumpp
Vice President Sherry Harris
Treasurer George Parris
Secretary Kim Baklarz

Board Members:
Michele Brauning
Charlotte (Charlie) Purnell
Frances Baker
Diane Savage
Harry Hassan

Facebook/Newsletter Editor
Linda Thomas

Membership Chair
Deb Dawkins

Sunshine Chair
Frances Baker